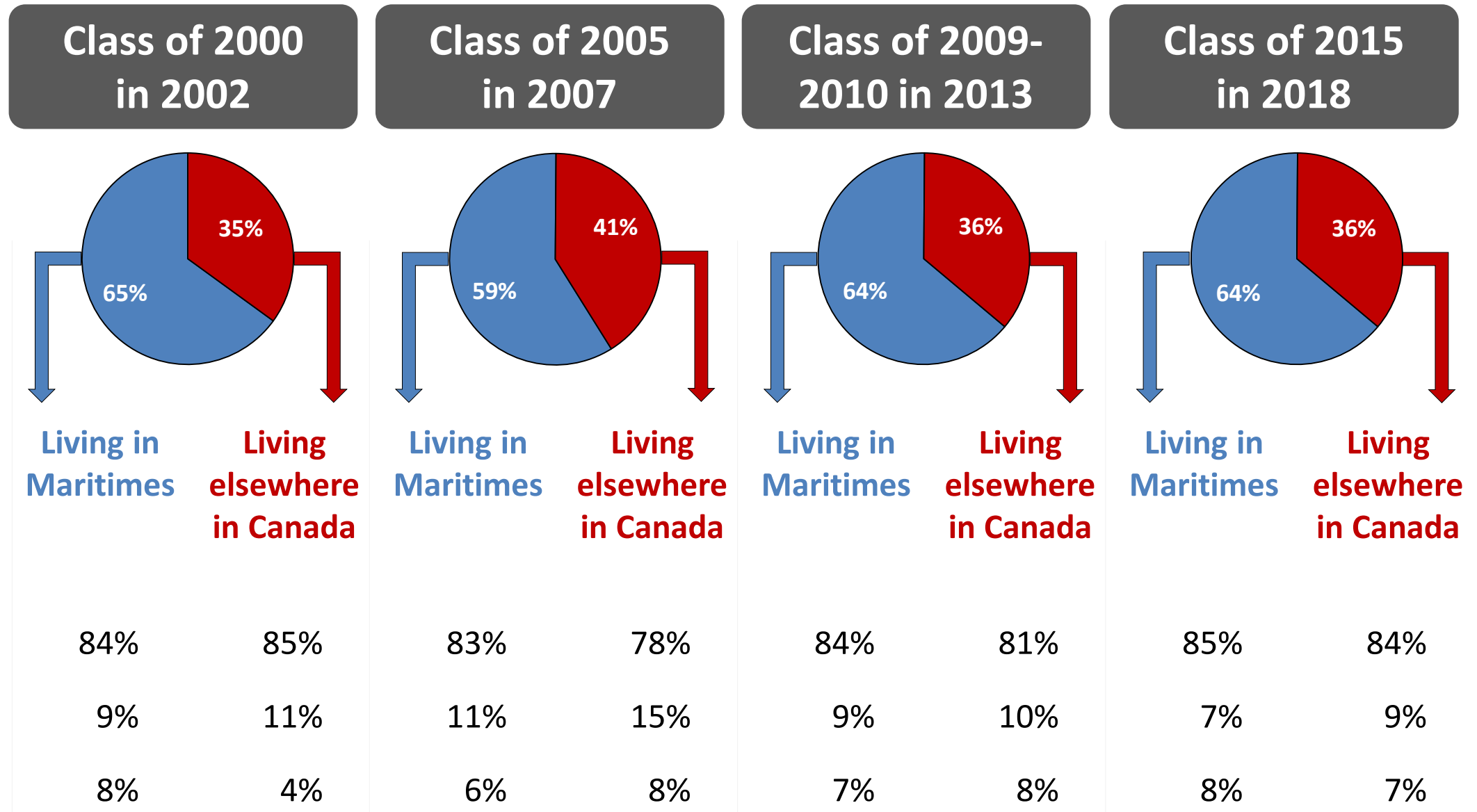


Master's and Doctoral Degree Graduates of Maritime Universities

Where were they living and what were they doing?

November 2021

What were they doing?



Definitions:

Working: Graduates who reported working full- or part-time the week before interview; excludes graduate who were studying.

Studying: Graduates who reported attending a school, college, CEGEP or university the week before interview; includes those who were studying and working at the same time.

Other: Graduates who reported neither studying nor working the week before interview.

Note:

- Percentages may not sum to 100% due to rounding.

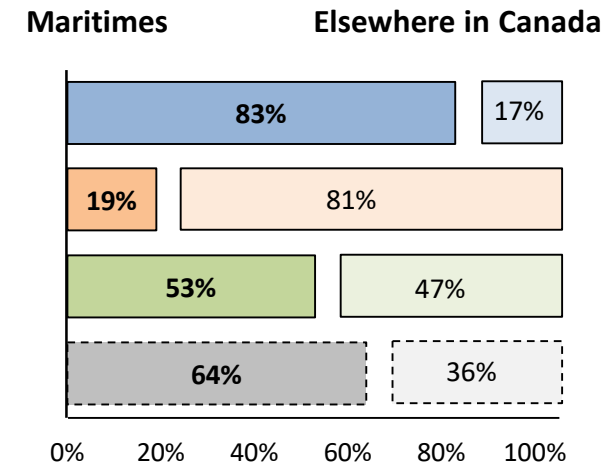
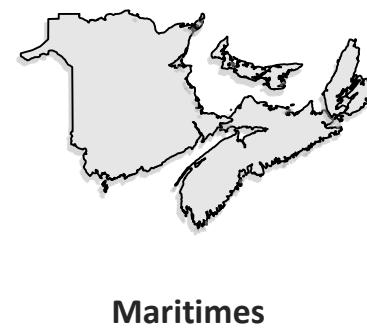
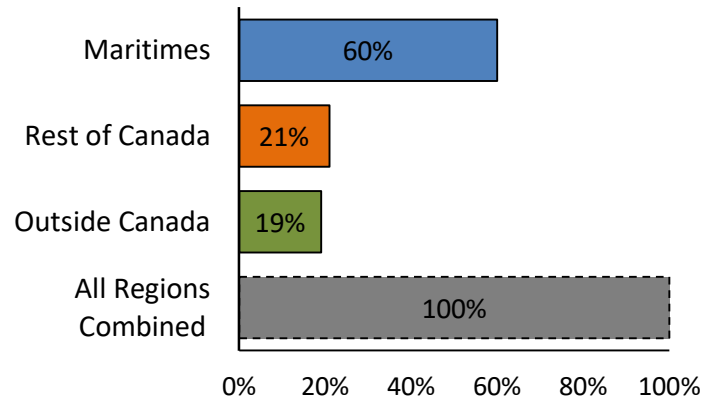


64% of the Class of 2015 master's and doctoral degree graduates of Maritime universities remained in the region three years after graduation.
The retention of graduates in the region is strongly related to the graduates' origin.

Class of 2015 graduates

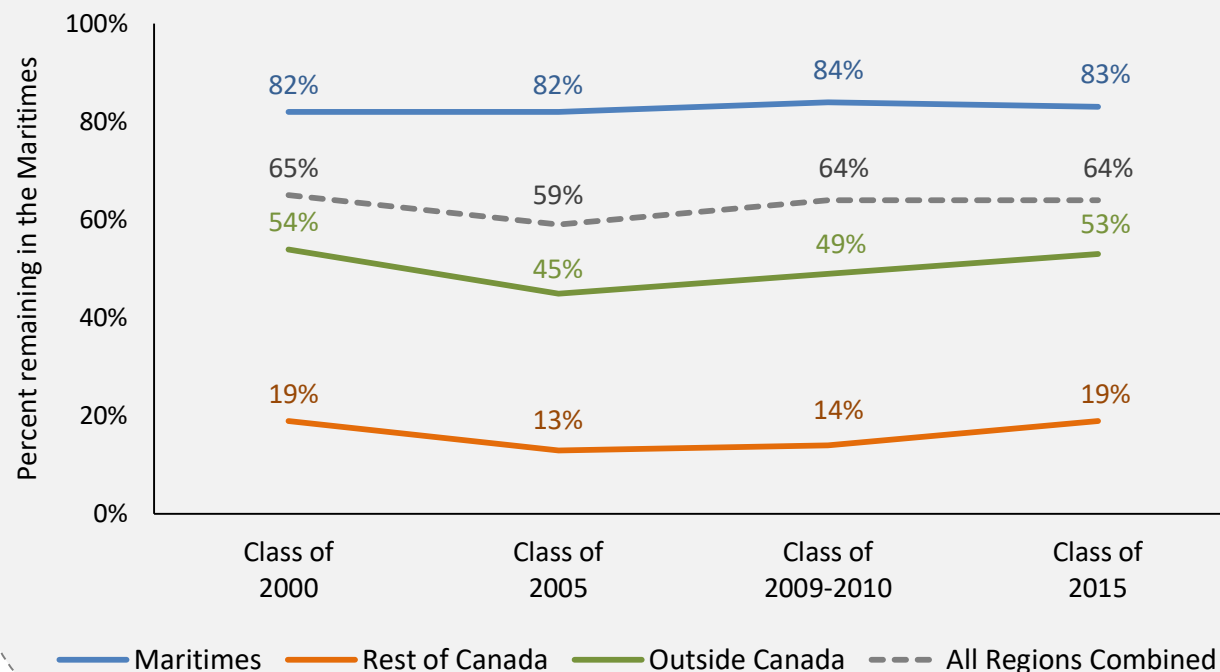


Of all Class of 2015 master's and doctoral degree graduates of Maritime universities, **60%** were originally from the Maritimes, while **21%** were from the rest of Canada and **19%** were from outside of Canada.



Three years after graduation, **83%** of graduates originally from the Maritimes stayed in the region, as compared to **19%** of graduates who came to study from the rest of Canada and **53%** of graduates who were from outside of Canada.

Graduates originally from the **Maritimes** were consistently the most likely, and those from the **rest of Canada** were the least likely, to stay in the Maritimes after graduation.



What you should know about these data

The data for analyses were extracted from four cohorts of Statistics Canada's National Graduates Survey (NGS), namely the Classes of 2000, 2005, 2009-2010, and 2015. The reference period for the survey of the Class of 2009-2010 was based on the academic year and varied across institutions, while the reference period for other surveys was based on the calendar year. The Classes of 2015 and 2009-2010 were surveyed three years after graduation, whereas previous Classes were surveyed two years after graduation. Detailed information on survey methodology, including questionnaire content and variables, can be found on Statistics Canada's [website](#). The research sample consisted of all master's and doctoral degree graduates of Maritime universities **who were living in Canada at the time of the survey**:

- Class of 2015: n = 1,435
- Class of 2009-2010: n = 1,055
- Class of 2005: n = 1,085
- Class of 2000: n = 640

All statistics presented have been generated from weighted data. To ensure data confidentiality, all values are randomly rounded to the nearest 5.

